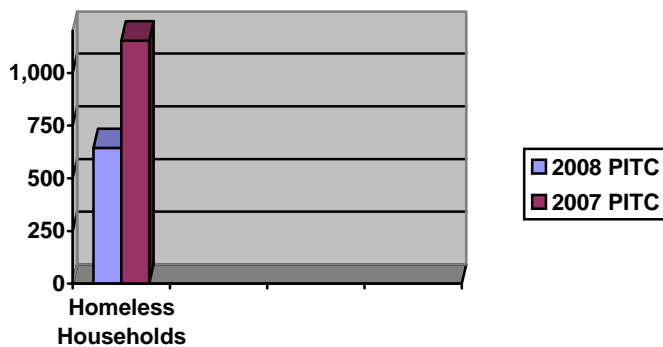


On January 29, 2008, 943 adult respondents in Mercer County answered the statewide Point in Time Survey, whose purpose is to gather information on residents who are homeless or precariously housed. Of the 943 respondents to the survey, **644 households indicated that they were homeless** according to the U.S. Department of Housing and Urban Development's definitions of homelessness.

SECTION I: WHO ARE THE HOMELESS IN MERCER COUNTY

According to the 2008 Point in Time Count (PITC), 644 adults and 350 children were homeless in Mercer County on the night of the count. The number of homeless households in 2008 was 47% less than the number identified in the 2007 PITC.



The 2008 PITC includes only a subset of those who are homeless or at risk of homelessness in New Jersey. By its nature, a point in time count captures information only on those who are both homeless on that night and who can be identified by those administering the surveys. The actual number of people who are homeless over the course of the year may be between two to four times larger than the number counted at one point in time. Using the statistical formula developed in the publication "Estimating the Need," it is projected that *over the course of a year, 2,348 adults and children are homeless in Mercer County.*¹

Respondents were considered homeless if they met the definition of homelessness adopted by the U.S. Department of Housing and Urban Development. Included in this definition are those who are currently living on the streets or in places not meant for human habitation, those living in emergency shelters (including domestic violence shelters and youth homeless shelters), those living in transitional housing for the homeless, and those living in hotels or motels whose stays are paid for by an outside agency. While the focus of the PITC was on those who were homeless, the survey also gathered information on respondents who indicated that they were living in permanent supportive housing, as well as those who were precariously housed, living in substandard

¹ Burt, Martha R. and Carol Wilkins, *Estimating the Need: Projecting from Point-in-Time to Annual Estimates of the Number of Homeless People in a Community and Using this Information to Plan for Permanent Supportive Housing*, CSH, March 2005. For more information on the calculations used for this projection, please see Appendix A.

Mercer County Point In Time Summary - *Prepared by Corporation for Supportive Housing – June 2008*

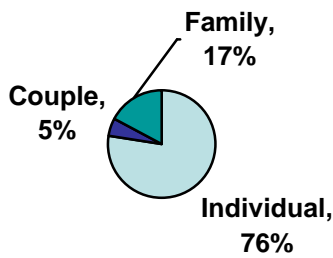
housing, living in overcrowded housing, or staying with friends or family due to the lack of their own housing.

Demographic Information

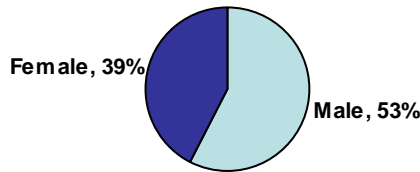
Of the 644 homeless adults in Mercer County on January 29, 2008, the overwhelming

majority were single individuals without children in their care (76%, n=487). 17% of respondents (n=110) were families with children, while 5% were couples (married or living together) (n=33). 53% of adults were male (n=342) and 39% were female (n=249). 71% (n=456) of survey respondents were Black, 19% (n=120) were White, and 3% (n=19) were American Indian/Alaskan Native, Asian, or Native Hawaiian/Other Pacific Islander. 9% (n=56) of respondents identified themselves as Hispanic or Latino.

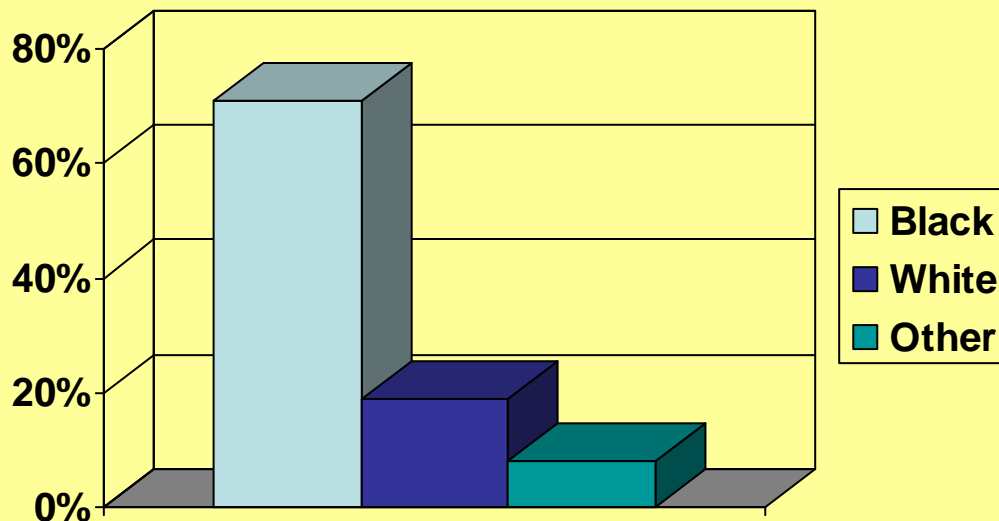
Characteristics of PITC Respondents -- Household Status



Characteristics of PITC Respondents -- Gender

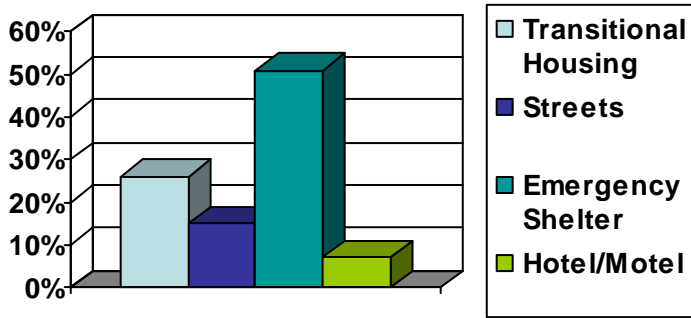


Characteristics of PITC Respondents -- Race



Mercer County Point In Time Summary - Prepared by Corporation for Supportive Housing – June 2008

Sleeping Accommodations on Any Given Night



CURRENT AND PAST LIVING SITUATION

Emergency shelters provided housing for 51% of homeless adults and families on the night of the PITC (n=327). 26% (n=167) of respondents stayed in transitional housing for the homeless, and 7% (n=48) were staying at motels paid for by an agency due to their lack of housing. 15% (n=97) of the homeless spent the night on the streets or in a place not meant for human habitation (such as their car, a local transportation center, or an abandoned building), or had nowhere to stay and had not determined

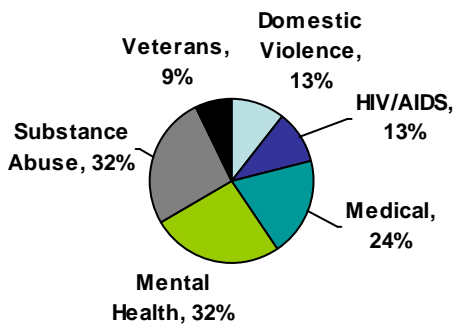
where they would spend the night.

Trenton was named by the largest number of Mercer County respondents (76%, n=487) as the place they last lived before becoming homeless. The overwhelming majority of homeless people in Mercer County (90%, n=577) had lived in New Jersey before becoming homeless, with 5% (n=35) reporting that their last residence was outside the state. 95% (n=612) were residents of the United States before becoming homeless.

Last Town Lived in Before Becoming Homeless		
Trenton	487	76%
Hamilton	10	2%
Toms River	9	1%
Camden	5	1%
Ewing	5	1%
Lawrence	5	1%
Bordentown	4	1%
Levittown (PA)	4	1%
Newark	4	1%
Philadelphia (PA)	4	1%
Burlington	3	1%

HOMELESS SUBPOPULATIONS AND CONTRIBUTING FACTORS TO HOMELESSNESS

Homeless Subpopulations As Reported by Respondents



Respondents to the PITC identified a number of issues that may have contributed to their homelessness. 209, or 32%, of homeless people indicated that they would benefit from mental health services, 205, or 32%, indicated usage or need for substance abuse services, and 156, or 24%, indicated usage or a need for medical care for a disability. 13% (n=83) of homeless

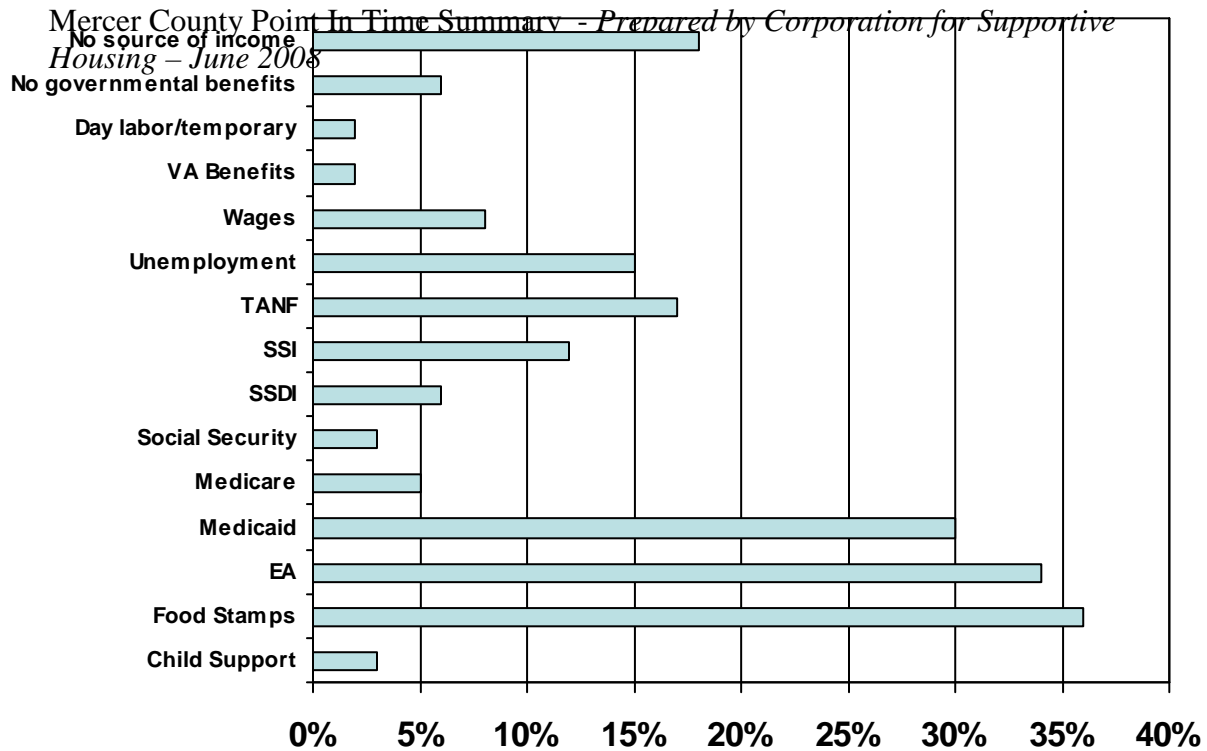
Mercer County Point In Time Summary - Prepared by Corporation for Supportive Housing – June 2008

people had a history as survivors of domestic violence, and 12% (n=77) were living with HIV/AIDS. 9% (n=60) of people who were homeless on the night of January 29 were veterans.

The 2008 PITC survey also gathered information on respondents' service usage, service needs, and services that they had been denied. As demonstrated in the chart below, the greatest service needs indicated by respondents included a need for housing (39%), a need for employment assistance (26%), and a need for educational training (18%).

Service	Received	Need	Denied
Domestic violence	8% (n=53)	5% (n=31)	2% (n=11)
HIV/AIDS	9% (n=59)	3% (n=18)	17% (n=109)
Medical (disability)	12% (n=79)	13% (n=84)	14% (n=91)
Mental health	21% (n=137)	13% (n=85)	14% (n=90)
Substance use	19% (n=125)	14% (n=93)	15% (n=97)
Veterans	2% (n=16)	3% (n=22)	17% (n=108)
Medical (routine health care)	34% (n=216)	17% (n=110)	10% (n=62)
Dental	25% (n=164)	25% (n=160)	8% (n=52)
Legal	8% (n=49)	11% (n=71)	14% (n=88)
Immigration	1% (n=8)	3% (n=19)	17% (n=110)
Emergency shelter	49% (n=316)	13% (n=85)	6% (n=36)
Housing	20% (n=131)	39% (n=252)	7% (n=48)
Educational training	18% (n=114)	18% (n=116)	14% (n=91)
Assistance obtaining ID	8% (n=51)	14% (n=87)	12% (n=76)
Transportation	16% (n=100)	18% (n=118)	11% (n=72)
Child care	10% (n=64)	5% (n=32)	17% (n=108)
Employment assistance	16% (n=100)	26% (n=168)	11% (n=73)
Emergency food or meal assistance	32% (n=208)	18% (n=117)	13% (n=82)

Income Sources (Percentage)

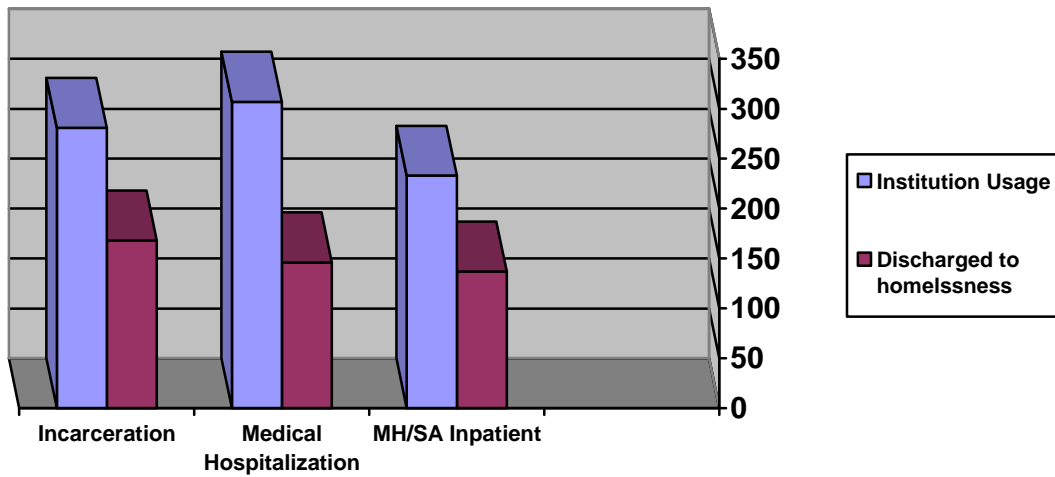
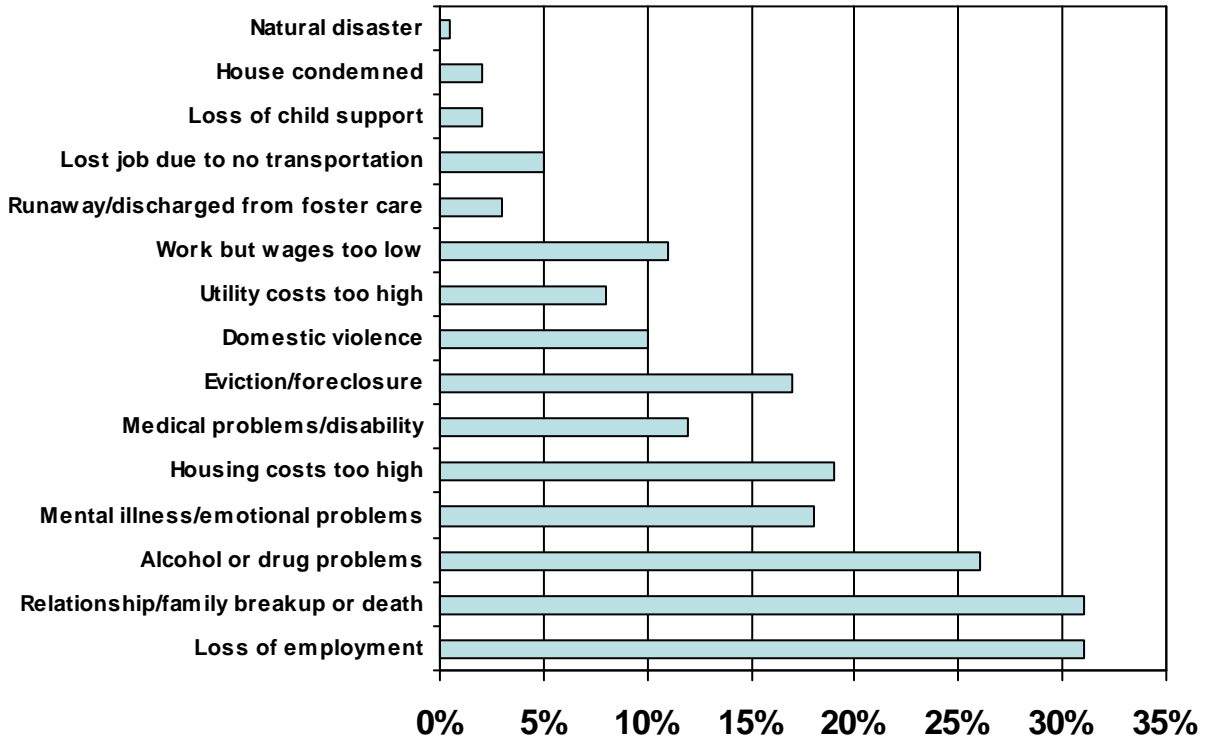


The majority of people who were homeless (80%, n=513) reported that they received some form of income. Food stamps was the single highest source of income for respondents (36%, n=229). 34% (n=217) of respondents received Emergency Assistance/Public Assistance/Welfare, 30% (n=194) received Medicaid, and 10% (n=66) were employed. Despite the high number of respondents reporting substance use or mental health issues, only 12% (n=80) of respondents received SSI.

When asked what factors contributed to their homelessness, the most common factors included loss of employment (31%), relationship/family breakup/death (31%), alcohol or drug abuse problems (26%), and unaffordable housing costs (19%).

44% (n=281) of respondents indicated that they had been incarcerated, and of that group, 60% (n=168) had been discharged into homelessness. 48% (n=307) indicated that they had been hospitalized or required emergency room or acute medical care, and of that group, 48% (n=146) had been discharged into homelessness. 36% (n=233) had received inpatient care in a mental health or substance use facility, and of that group, 59% (n=137) indicated that they had been discharged into homelessness.

Contributing Factors to Homelessness (by percentage)



Mercer County Point In Time Summary - Prepared by Corporation for Supportive Housing – June 2008

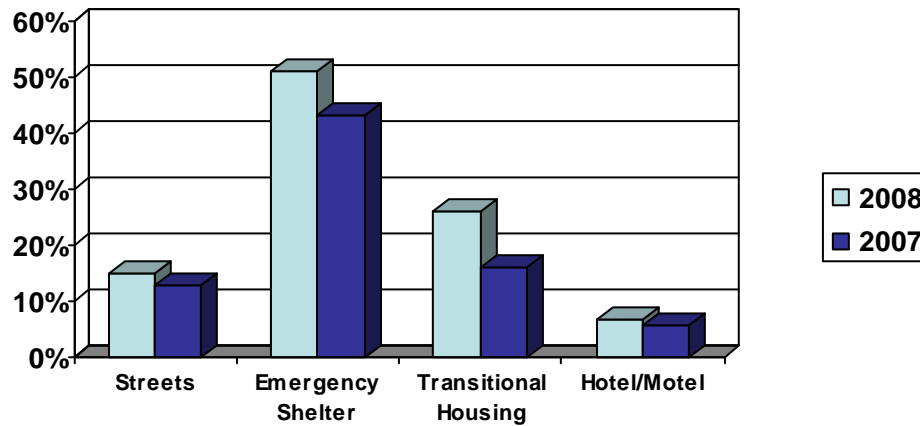
13% (n=85) of homeless respondents were in foster care as children. 73% (n=469) had photo ID. 15% (n=96) indicated that they had a car or other adequate means of transportation.

COMPARISON OF 2008 AND 2007 PITC DATA

The 2008 PITC survey gathered significantly more information about respondents than the 2007 survey, including gathering information from those whose answers indicated that they were not homeless by HUD's definition (including the precariously housed, those "doubled up" or living temporarily with family or friends, etc.).

In 2008, the number of homeless households was 47% lower than the number reported in 2007 (n=644 vs. n=1153). In Mercer County, emergency shelter continued to be the largest housing resource for homeless households, with 51% of homeless people residing in emergency shelter in 2008 and 43% in 2007. In both years, respondents indicated high levels of need and/or usage for mental health and substance abuse services (32% in 2008 vs. 26% in 2007 for mental health services and 32% vs. 31% for substance abuse services).

Sleeping Accommodations 2008 vs. 2007



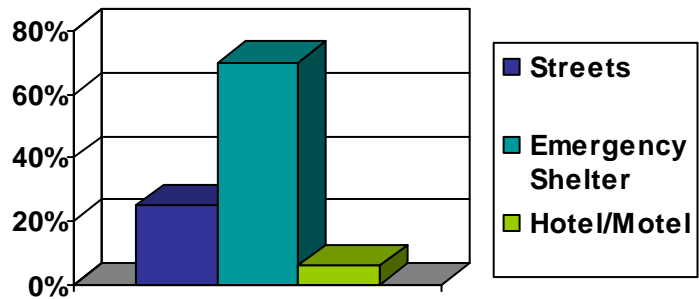
SECTION 2: CHRONICALLY HOMELESS

A subset of the homeless population is those who are chronically homeless. According to HUD, a chronically homeless citizen is an unaccompanied adult with a disabling condition who has either been continuously homeless for a year or more or has had at least four homeless episodes in the past three years.

According to the 2008 PITC, 82 individuals were chronically homeless on the night of the count. This represents 13% of the total adult homeless population in Mercer County on that night.

70% (n=57) of the chronically homeless were living in emergency shelters, 6% (n=5) were living in motels paid for by an outside agency, 16% (n=13) had nowhere to stay and did not know where they would spend the night, and 9% (n=7) were spending the night on the streets or in places not meant for human habitation.

Sleeping Accommodations on Any Given Night



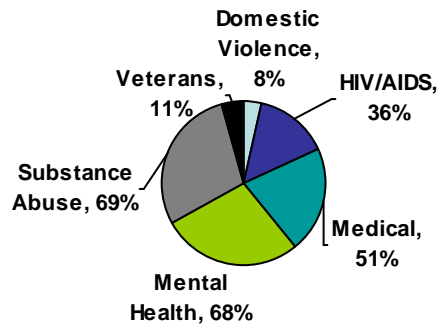
Demographics

79% (n=65) of the chronically homeless population were African American and 16% (n=13) were White. 3% (n=3) were American Indian/Alaskan Native, Asian or Native Hawaiian/Pacific Islander. 2% (n=2) were Hispanic/Latino. 60%, or 49, individuals were male and 28%, or 23, were female. While chronically homeless people are individuals unaccompanied by children on the night in question, 48% (n=39) indicated that they did have children who were either adults or not in their care. 26% (n=21) spent time in foster care as children.

59% of people who were chronically homeless had been homeless for one year or more (n=48). 77% (n=63) had been homeless at least four times in the last three years.

Among the chronically homeless population, 68% (n=56) reported a need for or usage of mental health services, 69% (n=56) reported a need for or usage of substance use services, 51% (n=42) reported a need for or usage of medical services for a disability, 8% (n=7) reported a need for or usage of domestic violence services, 36% (n=29) reported a need for or usage of HIV/AIDS services, and 11% (n=9) were veterans.

Homeless Subpopulations As Reported by Respondents

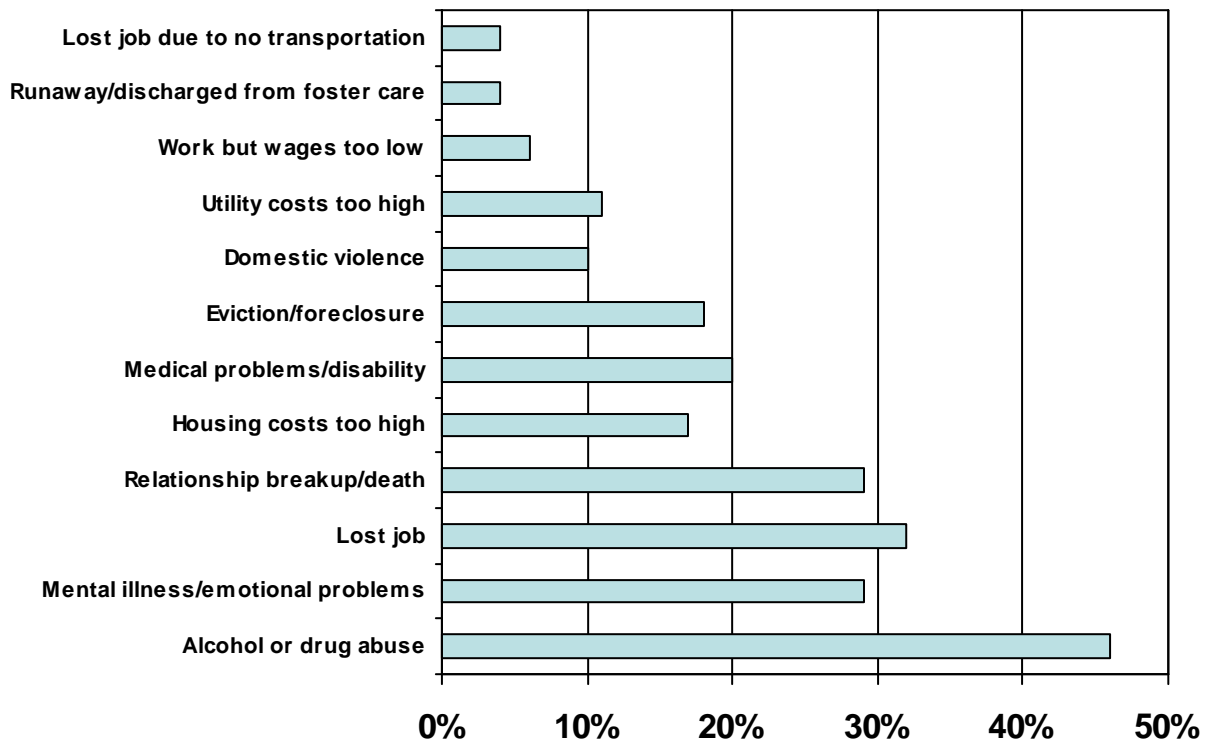


Contributing Factors to Chronic Homelessness

The majority of all chronically homeless individuals who responded to the income indicated some form of income (85%, n=70). The single most common form of income reported was Emergency Assistance/General Assistance/Welfare (45%, n=37). 33% (n=27) received food stamps, 28% (n=23) received Medicaid, and 21% (n=17) received SSI. 4% (n=4) of chronically homeless people were employed.

When asked to name factors that contributed to their homelessness, 46% (n=38) reported alcohol or drug abuse problems, 32% (n=26) reported loss of employment, 29% (n=24) reported relationship or family breakup or death, and 29% (n=24) reported mental illness or emotional problems.

Contributing Factors to Homelessness (by percentage)



62% (n=51) of chronically homeless citizens reported a history of incarceration. Of those individuals, 59% (n=30) said they had been discharged from jail or prison into homelessness. 79% (n=65) reported a history of medical hospitalizations, and of those individuals, 63% (n=41) reported being discharged into homelessness. 70% (n=57) reported a history of mental health or substance use inpatient treatment, and of those individuals, 60% (n=34) reported discharge into homelessness.

Mercer County Point In Time Summary - Prepared by Corporation for Supportive Housing - June 2008

